




BRITISH INTERNATIONAL SCHOOL  
JAMMU

# HOLIDAY HOMEWORK



GRADE 6



BRITISH INTERNATIONAL SCHOOL  
JAMMU



★ Learn · Explore · Grow ★



# BRITISH INTERNATIONAL SCHOOL, JAMMU

## HOLIDAY HOMEWORK



GRADE VI | SESSION 2026-27

Dear Parents & students,


*Happy greetings!*

- As summer vacation approaches, bringing with it sunshine and a well-deserved break, we're excited to share the holiday homework plans with you. This time away from school is not just a pause; it's an opportunity. A chance for children to dive deeper into their curiosities, strengthen what they've learned, and discover the joy of learning beyond the classroom.
- We believe that learning never stops. While the holiday homework is designed to reinforce key concepts and encourage independent thinking, it's equally important to embrace the spirit of summer: rest, relaxation, and quality time with loved ones. Encourage your ward to read for pleasure, explore the outdoors, engage in creative activities, and, most importantly, make lasting memories with family.
- We sincerely request parents to guide and motivate their wards in completing the assigned work neatly and creatively. Your encouragement and involvement play a vital role in shaping confident, responsible and joyful learners.
- May this vacation bring happiness, positivity, good health and enriching experiences to your family.

*Wishing you and your family a joyful, enriching, and restful summer vacation!*

Warm regards

**Ms. RoopinderKour**, Principal,  
British International School, Jammu



ENJOY • LEARN • GROW



# BRITISH INTERNATIONAL SCHOOL, JAMMU

## HOLIDAY HOMEWORK



GRADE VI | SESSION 2026-27

### 1. GENERAL GUIDELINES



- Choose activities creatively and complete them neatly.




- Maintain separate folders/notebooks for every subject.



- Use colours, illustrations and charts wherever required.



- Complete the work before the reopening of the school.



- Students are encouraged to perform one act of kindness during vacations and share their experience in class.



### 2. HINDI



- व्याकरण पुस्तक में दिए गए अपठित गद्यांशों का अध्यास कीजिए।
- 'आओ वृक्ष लगाएँ' तथा 'भारत के वीर सैनिक' विषयों पर अनुच्छेद लिखिए।
- 'स्वस्थ जीवन, स्वस्थ राष्ट्र' विषय पर चित्र सहित प्रेरणादायक नारा लिखिए।
- किसी प्रसिद्ध कवि की कविता सुंदर लेखनी में लिखिए।





# BRITISH INTERNATIONAL SCHOOL, JAMMU

## HOLIDAY HOMEWORK



GRADE VI | SESSION 2026-27

### 3. SCIENCE

- Investigate magnetic and non-magnetic materials using household objects and record observations.



- Prepare a herbarium with dried leaves of ten different plants.



- Create a 'Best out of Waste' model using e-waste materials.



- Perform a simple science experiment at home and write the procedure, observations and conclusion.



- Revise all chapters completed in class.



### 4. INFORMATION TECHNOLOGY

- Prepare a PowerPoint presentation on 'My Favourite Outdoor Activity' or 'Healthy Food Habits'.



- Include 8-10 informative slides with suitable images.



- Insert audio/video and action buttons in the presentation.



- Create a personal email ID under parental guidance.





# BRITISH INTERNATIONAL SCHOOL, JAMMU

## HOLIDAY HOMEWORK



★ **GRADE VI | SESSION 2026-27** ★

### 5. ENGLISH



- Select 25 meaningful words from Chapters 2, 3 and 4 of your English Text Book. Write one synonym and one antonym for each word.

- Write 10 idioms and proverbs with their meanings and use them in your own sentences.

Actions speak louder than words.



- Write an original short story with an interesting title and moral.



- Learn a poem on Nature or Friendship or Courage.



- Complete the suitable-word exercises and revise the chapter "Nature".



- Read any one storybook suitable for your age and write:

- ★ Name of the book
- ★ Author's name
- ★ Main characters
- ★ Your favourite part
- ★ Moral of the story




**Synonym**  
Happy – Joyful

**Antonym**  
Big – Small

**Idiom**  
Break a leg!

### 6. MATHEMATICS



- Create a magic square using numbers 1–9:

a) 25    b) 17    c) 321

8	1	6
3	5	7
4	9	2

- Prepare a symmetrical figure using the ink-blot method.



- Learn tables from 1 to 20, squares from 1 to 25 and cubes from 1 to 15.

**TABLES**  
(1 to 20)

$$7 \times 8 = 56$$



**SQUARES**  
(1 to 25)

$$15^2 = 225$$

**CUBES**  
(1 to 15)

$$5^3 = 125$$

- Prepare a project on geometrical figures, Indian and International number systems or uses of Mathematics in daily life.





#### TEACHER'S REMARK:

Solve the practice worksheet provided by the teacher.



**PAGE – 3**

$$a^2 + b^2 = c^2$$





# BRITISH INTERNATIONAL SCHOOL, JAMMU

## HOLIDAY HOMEWORK



GRADE VI | SESSION 2026-27

### 7. SOCIAL STUDIES

- Label all Indian states and capitals on a political map of India.



- Mark continents and oceans on a world outline map.



- Write a paragraph suggesting a new name for India and explain your reason.



- Prepare a handmade project on Gujarat's culture, monuments or famous personalities.



- Create a family tree with photographs and qualities of family members.



### 8. ART

- Design a decorative vase or wall hanging using recyclable materials and Warli art.



## Happy Holidays!



Stay Safe



Stay Creative



Keep Learning



# تعطیلات گرما کی پوم ورک

## Summer homework

(Session : 26-27)

(Urdu) مضمون: اردو

فصلوں کے تہوار سبق ۳

(Chapter 3 : Fasloon ke tyohar)

۶. جماعت (Level - 6)

### 1. Creative Writing & Expressions

تخلیقی کام: حصہ اول ★

۱. ایک فصلی تہوار کی تصویر بند کر کے بارے میں 5 جملے لکھیں۔
2. میرا پسندیدہ تہوار کے عنوان پر 8-10 سطریں لکھیں۔

### 2. Activity & Project Work

۱. سبق ”فصلوں کے تہوار“ پر ایک خوبصورت پروجیکٹ تیار کریں۔



اہم ہدایات:

پروجیکٹ میں مختلف فصلے تہواروں جیسے یساگھی، پونگل، اونم اور پھو کبھو پیھو کے بارے میں معلومات، تصاویر اور سجاوٹ شامل کریں۔ پروجیکٹ صاف، رنگین اور تغلیقی انداز میں بنائیں۔

# Happy Holidays!

As we close this Holiday Homework, let's take a moment to reflect...



I will **explore** new ideas and discover more about the world.



I will **improve** my skills and learn with curiosity and creativity.



I will **spend** quality time with my family and cherish every moment.



I will **stay** disciplined, take responsibility and give my best.



I will be **ready** to come back with more knowledge, confidence and smiles.

“ Learning is a **journey**, not a race. Keep growing, keep **shining!** ”

Wishing you a joyful break and a bright tomorrow!

DREAM

EXPLORE

GROW

Today's efforts will create tomorrow's success.

