

A vibrant, hand-drawn cover for a summer homework assignment. The background is light blue with a blue border. At the top left is a smiling sun wearing sunglasses. To its right is a green monstera leaf. The text 'BRITISH INTERNATIONAL SCHOOL' is written in dark blue, bold, sans-serif capital letters. Below this is a decorative horizontal line with a central diamond shape. The main title 'SUMMER HOLIDAYS HOME WORK' is written in large, colorful, outlined letters. 'SUMMER' is in pink, orange, yellow, green, and blue. 'HOLIDAYS' is in teal. 'HOME WORK' is in dark blue. To the left of the title is a palm tree on a sandy patch. To the right is an ice cream cone with pink and yellow scoops. Below the title is a pink ribbon banner with 'CLASS 5' written on it. Underneath the banner is a dashed-line box containing four lines for student information: 'Name : _____', 'Class : _____', 'Section : _____', and 'Roll No. : _____'. To the left of the box is a colorful beach ball and a red starfish. To the right is a beach umbrella with pink, yellow, and blue panels on a sandy patch. At the bottom of the cover are blue waves.

BRITISH
INTERNATIONAL SCHOOL

SUMMER
HOLIDAYS
HOME WORK

CLASS 5

Name : _____
Class : _____
Section : _____
Roll No. : _____

[Click](#)



Edit with WPS Office

BRITISH INTERNATIONAL SCHOOL

LEARN • GROW • SUCCEED

SUMMER

Holiday Homework

Class - V

SESSION 2026-27

Summer is a time to relax, have fun and spend quality time with family and friends. It is the time to explore, read, play, create and learn new things in happy ways.
Make the most of your holidays by learning with joy! ♥


SOME INSTRUCTIONS FOR STUDENTS:

- ✓ Wake up early and start your day with a smile.
- ✓ Spending time with your parents and grandparents.
- ✓ Help your parents in small household chores.
- ✓ Eat healthy food and drink plenty of water.
- ✓ Read story books, newspapers and interesting articles.
- ✓ Use polite words - Please, Thank you, Sorry, Excuse me.
- ✓ Do one page handwriting practice in English and Hindi daily.
- ✓ Revise all the topics done in class and complete your holiday homework neatly.
- ✓ Most importantly - ENJOY, PLAY and STAY HAPPY!

Learn
Explore
Have Fun
Repeat



Edit with WPS Office

● Subject science
Q1  UNIT – 2 : SOUND

Topics Covered:

Volume and Pitch

Changing the Volume of Sound

Changing the Pitch of Sound

⇒ Written Work

Read all the topics carefully from your textbook.

Find out the important points/internals of each topic and write them neatly in separate notebook.

Write at least 10 difficult words from each topic along with their meanings.

🎨 Activity

Draw and colour any 3 musical instruments and write whether they produce:

Loud/Soft sound

High/Low pitch sound

Q2 (a) Research on Musical Instruments

Find out:

Which musical instruments produce high pitch sounds?

Which musical instruments produce low pitch sounds?

Paste or draw pictures of any 4 instruments.

Interesting Facts About Sound

(b) Research and write any 10 amazing facts about sound.

Example:

Sound cannot travel in space.

Dolphins communicate using sound.

🐘 🦋 ANIMAL SOUND RESEARCH ACTIVITY

👤 🎓 Instructions:

(c) Research about different animals and find out:

Whether they produce high pitch or low pitch sounds.

What type of vibrations produce their sounds.

Why these sounds are useful for them.

Complete the table neatly in your notebook.

📄 RESEARCH TABLE

Animal

Type of Sound

Type of Vibrations

Interesting Fact

Project work



Project1. Make a model of the digestive system.

Project2. Make a model of the water cycle.

☀️ General Instructions for Students

Use waste or eco-friendly materials wherever possible.

Make the model neat, colourful, and labelled.

Write the:

Aim

Materials Used

Procedure

Conclusion

Be ready to explain your model in class.

✨ Happy Learning and Happy Holidays!

English

☀️ Dear Students,

Summer vacation is the perfect time to learn new things, read books, and enjoy creative activities. Complete the following work neatly in your holiday homework notebook.

Section A – Reading Skills

1. Reading Activity

Read any one English storybook suitable for your age.

Write:

Name of the book

Name of the author

Your favourite character

Moral of the story

Draw a picture related to the story.

Section B – Writing Skills

2. Paragraph Writing

Write any two paragraphs (80–100 words each):

My Favourite Season

A Picnic with My Family

Importance of Trees

My Best Friend

3. Diary Entry

Write a diary entry about:

“The Happiest Day of My Summer Vacation”

4. Letter Writing

Write an informal letter to your cousin describing how you are spending your summer holidays.



Edit with WPS Office

Section C – Grammar Practice

5. Articles

Write 15 sentences using:

a

an

the

Section D– Creative Activity

9. Make a Scrapbook

Collect and paste:

5 pictures of nouns

5 action words (verbs)

5 describing words (adjectives)

Decorate your scrapbook creatively.

Section F – Speaking Activity

10. Recitation

Learn any one English poem and recite it confidently after the holidays.

Mathematics

Dear Students,

Mathematics is fun when we connect it with daily life. Complete the following interactive activities neatly and creatively in your Maths Holiday Homework notebook.

✨ Section A – Number Fun

1. Number Detective 🔍

Choose any 5-digit number and write:

Place value of each digit

Expanded form

Number name

Successor and predecessor

Example: 45,678

2. Make Your Own Maths Puzzle ✨

Create:

5 addition sums

5 subtraction sums

5 multiplication sums

5 division sums

Ask any family member to solve them.

✨ Section B – Maths Around Us

3. Kitchen Maths 🍳

With the help of parents:

Measure ingredients while cooking.

Write quantities using grams, kilograms, litres, or millilitres.

Example:

Sugar – 500 g

Milk – 1 L

Paste or draw pictures.



4. Shopping Activity 🛒

Visit a nearby shop or pretend shop at home.

Make a bill of:

5 items

Their prices

Total amount

Amount left from ₹500

✨ Section C – Shapes and Creativity

5. Shape Hunt 📏

Find and draw:

5 circles

5 rectangles

5 squares

5 triangles

Write where you found them.

Example: Clock – Circle

6. Rangoli with Shapes 🎨

Create a colourful rangoli using:

Circles

Triangles

Squares

Rectangles

Label the shapes used.

✨ Section D – Fun with Tables

7. Table Challenge 🎯

Learn and write tables from:

2 to 20

Choose any 5 tables and write them in:

Forward order

Backward order

8. Skip Counting Game 🏃

Write:

Skip counting by 2 till 100

Skip counting by 5 till 200

Skip counting by 10 till 500

✨ Section E – Time and Calendar

9. My Daily Timetable 🕒

Prepare your summer vacation timetable showing:

Wake-up time

Study time

Play time

Meal time

Sleep time

Draw clocks for any 3 timings.



10. Calendar Activity 📅

Observe a calendar of one month and answer:

Number of Sundays

Number of Saturdays

Your favourite date and why

Count total days

✨ Section F – Data Handling

11. Favourite Fruit Survey 🍎🍌🍇

Ask 10 people about their favourite fruit.

Make:

A tally chart

A pictograph

✨ Section G – Brain Boosters

12. Maths Riddles 🤔

I am an odd number. Take away one letter and I become even. What am I?

What comes once in a minute, twice in a moment, but never in a thousand years?

If you have 3 apples and take away 2, how many do you have?

Write answers with explanation.

✨ Section H – Creative Project

13. Make a Maths Model or Game 🎲

Choose any one:

Place value chart

Fraction pizza

Clock model

Multiplication wheel

Shapes house

Use waste or craft material.

☀️ Revision Work

Solve the Following

Addition

$$45,678 + 23,456$$

$$89,765 + 10,234$$

Subtraction

$$78,945 - 34,567$$

$$90,000 - 45,678$$

Multiplication

$$456 \times 12$$

$$325 \times 24$$

Division

$$864 \div 8$$

$$945 \div 9$$

Word Problems

A shopkeeper sold 245 mangoes on Monday and 378 on Tuesday. How many mangoes were sold altogether?



There are 540 students in a school. They are seated equally in 9 rows. How many students are in each row?

 Instructions

Complete work neatly.


Use colours and creativity.


Revise tables daily.


Practice mental maths for 10 minutes every day.


Enjoy learning Maths through activities!


Social science

 Instructions:

 Students have to do any three sections from the following holiday homework activities.

 Complete the work neatly and creatively in your notebook, scrapbook, or chart paper.

 Section A – Map Activity

National Facts of Saudi Arabia 

Draw and colour the map of Saudi Arabia and write:

Capital


National Flag

Currency

National Language

Famous Places

Also write 5 lines about Saudi Arabia.

 Section B – Project Work

Different Means of Communication 

Make a colourful chart or scrapbook page showing different means of communication.

Draw or paste pictures of:

Mobile phone

Telephone

Television

Radio

Newspaper


Computer

Internet

Post office

Letter

Write 1–2 lines about each.

 Section C – History Project

Colonial India 

Aim:

To learn about India during British rule and understand important changes in the country.

Material Required:

Chart paper or A4 sheets

Pictures of freedom fighters

Pictures related to British rule in India



Glue, colours, scissors, pencils

Activity:

Paste or draw pictures and write short notes about:

British rule in India

Freedom struggle

Important leaders

You may include:

Mahatma Gandhi

Subhas Chandra Bose

Bhagat Singh

✦ Section D – General Knowledge

States and Capitals 🇮🇳

Learn and write:

10 Indian states and their capitals.

✦ Section E – National Symbols

National Symbols of India 🇮🇳

Draw or paste pictures of:

National Animal

National Bird

National Flower

National Flag

National Anthem

Write one line about each.

✦ Section F – Weather Report

Weather Observation ☀️🌧️

Observe the weather for 7 days and make a table showing:

Day

Weather condition

Hot / Cold / Rainy / Windy

✦ Complete any THREE sections only.

✦ Use colours and creativity in your work.

Hindi

- * समुद्र और लहरों का सुंदर चित्र बनाओ तथा पांच पंक्तियां लिखो।
- * मेरा भारत महान विषय पर एक सुंदर चित्र बनाओ और भारत की प्रगति पर छह पंक्तियां लिखो
- * दूरदर्शन : मनोरंजन का साधन- विषय पर अपनी पुस्तिका पर संक्षेप में लिखें ठीक है।
- * विभिन्न पेड़ पौधों के चित्र एल्बम में लगाओ और उनसे संबंधित जानकारियां एवं उनसे होने वाले लाभों को अपनी परियोजना पुस्तिका में लिखो।
- * नेत्रदान के प्रति जागरूकता फैलाने वाले दो स्लोगन लिखो।
- * आर के नारायण द्वारा लिखित मालगुडी डेज की किसी एक कहानी को अपनी परियोजना पुस्तिका में लिखो।

