



BRITISH INTERNATIONAL SCHOOL

LEVEL-2





Dear Parents,

Holidays are special breaks from our everyday schedules, and we all eagerly await them.

Finally, the much-awaited summer vacations are here! The hot, windy days of June and July

make us all excited for this long break, a time to relax and have fun.

It's a great time for you to cherish the little joys of your child. It's important to limit screen time

and supervise the channels your child watches. Provide valuable guidance and spend quality

time with them. Make these holidays memorable by creating a nurturing and stimulating

environment at home that is full of fun, excitement, and learning. Here are a few suggestions

for parents:

☑ Engage in meaningful conversations every day.

☐ Read a variety of storybooks.

☐ Assign small household responsibilities to help them become independent.

☐ Teach them the importance of moral values in their lives.

☐ Participate in various indoor games with them.

While it's crucial to take breaks and have fun, it's equally important to keep learning.

Find a balance between work and play, and let your child grow along the way.

The objective of holiday homework is to empower our students to work independently

and enhance their academic abilities. Please take note:

☐ Prepare a systematic timetable and follow it religiously from the very first day.

☐ Allow them to complete their homework on their own under your guidance.

☐ Remember to capture the fun moments while engaging in the given activities and paste

the corresponding pictures in your album!.

☐ Encourage them to dedicate some time each day to writing one page of English in a

separate notebook to enhance their handwriting skills.

? Encourage them to choose two new words from their daily conversations and write

ENGLISH

Unseen passage –

1. Read this passage carefully.

Aarti is Manu's best friend. She is getting ready to go to Manu's birthday party in the evening. She bought a big book of stories as a birthday gift for Manu. Aarti wants to wrap it in red paper. She knows that red is Manu's favourite colour. She can't find any red paper. Aarti looks sadly at her mother. Mother told her to wrap the gift in her red scarf. Aarti was delighted!

Now answer the following questions from the above passage:

a. Who is Manu's best friend?

b. Where is Aarti going in the evening?

c. What gift did Aarti buy for Manu?

d. Which is Manu's favourite colour?

Father: _____

. Choose any one common and one proper noun form the passage

COMMON AND PROPER NOUNS

Read the following sentences. Circle the common nouns and underline the proper nouns.

Example:

Sam forgot his umbrella at home.



1) The lady at the grocery store was kind.



2) Ranjan is sitting under a tree.



3) An aeroplane is flying in the sky.



KIDPID.COM

4) Aliya is reading a book.



5) The baby birds are in the nest.



Countable and Uncountable

DIRECTIONS: Say the name of the picture. Is it a count noun or a non-count noun? Write your answer on the line. Follow the example.



non-count



























Rewrite the sentence below in cursive letters.



Learn with passion to live with purpose.

Opportunity, Responsibility, Excellence.

Not every classroom has four walls.

Best things come from a small package.

Rewrite the sentence below in cursive letters.



Be educated so that you can change the

world. An educated mind can teach

many. An educated mind is better than

an empty one. The only weapon to fight

injustice is education.

Reading Comprehension

Read and answer the questions



Air and Water

Everyone needs air. Everyone needs water. Then why do we waste water? Why do we make dirty- air? Can we wash and clean without water? Can we breathe without air?



Then Why do we waste water and why do we make dirty- air? Remember water and air are natural resources and we cannot create them.



Questions

Why do we need water for?

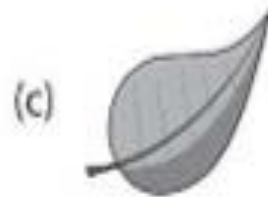

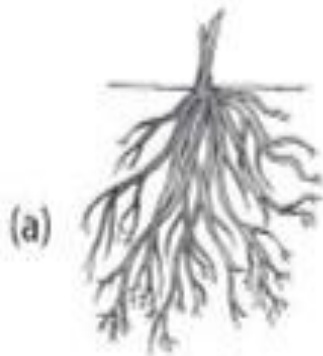
Why do we need air for?

Can we create water and air?

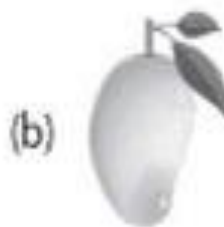
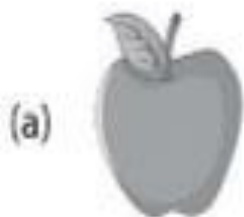
(A) Parts of a Plant

Select the correct option.

1. Which part of the plant absorbs water and minerals from the soil?



2. Select the odd one out.



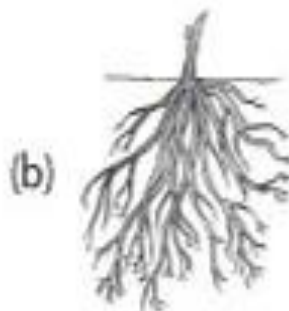
3. Baby plant grows from a

(a) fruit

(b) root

(c) seed

4. Which part makes the food for the plant?




Forces - Push and Pull

Look at the picture and select the correct answer.



shutterstock.com · 1836716491



Riddles and Clues



DIRECTIONS: Draw the answer to each riddle.

I look like a dog. I act
like a dog. But I am
not a dog.

What am I?

I live in a small space
with no windows or
doors. I come out by
breaking a wall.

What am I?

I have been all kinds of
places and done all
kinds of things, but I
have never left you.

What am I?

Q: Write (N) for Natural Resources and (M) for Man-made things for the following pictures:



()



()



()



()



()



()



()



()



()



NATURE WALK



Where did you go?

What did you see?

How did you feel?

लिली और रोज़ी

लिली और रोज़ी नाम की दो बहुत ही प्यारी लड़कियां थी। वे एक दूसरे की पक्की सहेली थी। वे कभी भी लड़ाई नहीं करती थी। वे हमेशा एक-दूसरे का ध्यान रखते थे। एक दिन खेल-खेल में लिली का सबसे पसंदीदा खिलौना टूट गया। लिली बहुत रोने लगी। लिली को रोता देख रोज़ी भी रोने लगी, लेकिन रोज़ी ने जल्दी से अपना रोना बंद किया और दौड़ कर अपने घर गई। अपना सबसे पसंदीदा खिलौना लेकर लिली को दिया। लिली खिलौना देख कर खुश हो गई, और वे दोनों आपस में मिलकर पहले की तरह खेलने लगे।



प्रश्न १. कहानी का क्या नाम है ?

उत्तर _____

प्रश्न २. लिली क्यों रोने लगी थी ?

उत्तर _____

प्रश्न ३. रोज़ी ने लिली को क्या दिया ?

उत्तर _____

आओ कहानी बनायें

चित्र देखकर अपनी एक कहानी बनाओ।



प्रारम्भ (Start) : _____

मध्य (Middle) : _____

अंत (End) : _____

दया के समान कोई धर्म नहीं है।

दया के समान कोई धर्म नहीं है।

बिना अवसर बोलना निरर्थक है।

बिना अवसर बोलना निरर्थक है।

शब्द दोबारा लिखिए :

दया समान धर्म अवसर निरर्थक

दिए गए शब्दों का प्रयोग करके वाक्य बनाइए।

1. मिठाई



2. चीता



3. पंखा



4. सूरज



5. बारिश



PICTURE COMPREHENSION

नीचे दिए गए प्रश्नों के उत्तर लिखिए और चित्र में रंग भरिए ।
Fill in the blanks and color the picture.



























1. यह चित्र का है । (समुद्र तट / बगीचा)
2. आसमान में क्या चमक रहा है ? (चाँद / सूरज)
3. आसमान में क्या उड़ रहे हैं ? (जानवर / पक्षी)
4. कुर्सी पर बैठी लड़की क्या कर रही है । (अखबार पढ़ / सो)
कुर्सी पर बैठी लड़की
5. लड़का क्या बना रहा है ? (चित्र / रेत का किला)
लड़का
6. बालटी पकड़े लड़के ने सिर पर क्या पहना है ? (टोपी / पगड़ी)
बालटी पकड़े लड़के ने

SHAPES RECOGNITION



Identify and color the correct shape!



SQUARE	   
STAR	   
CIRCLE	   
HEART	   
OVAL	   
TRIANGLE	   

1. Find the missing numbers.

$$\boxed{18} \rightarrow \boxed{} \rightarrow \boxed{20} \rightarrow \boxed{21} \rightarrow \boxed{}$$

$$\boxed{} \rightarrow \boxed{26} \rightarrow \boxed{27} \rightarrow \boxed{} \rightarrow \boxed{29}$$

$$\boxed{29} \rightarrow \boxed{} \rightarrow \boxed{31} \rightarrow \boxed{} \rightarrow \boxed{33}$$

$$\boxed{28} \rightarrow \boxed{29} \rightarrow \boxed{} \rightarrow \boxed{31} \rightarrow \boxed{}$$

$$\boxed{27} \rightarrow \boxed{} \rightarrow \boxed{29} \rightarrow \boxed{30} \rightarrow \boxed{}$$

2. Fill in the missing numbers. Skip count by 5's.

5	10		20			35	40		
---	----	--	----	--	--	----	----	--	--

20		30	35		45			60	
----	--	----	----	--	----	--	--	----	--

40	45			60	65			80	
----	----	--	--	----	----	--	--	----	--

100	95		85		75		65		
-----	----	--	----	--	----	--	----	--	--

70	65			50	45				25
----	----	--	--	----	----	--	--	--	----

120	115			100		90	95		
-----	-----	--	--	-----	--	----	----	--	--

Single Digit Addition

No Carry



$$\begin{array}{r} 2 \\ + 1 \\ \hline \end{array}$$

$$\begin{array}{r} 6 \\ + 3 \\ \hline \end{array}$$

$$\begin{array}{r} 3 \\ + 5 \\ \hline \end{array}$$

$$\begin{array}{r} 4 \\ + 0 \\ \hline \end{array}$$

$$\begin{array}{r} 3 \\ + 2 \\ \hline \end{array}$$

$$\begin{array}{r} 5 \\ + 4 \\ \hline \end{array}$$

$$\begin{array}{r} 3 \\ + 3 \\ \hline \end{array}$$

$$\begin{array}{r} 5 \\ + 3 \\ \hline \end{array}$$

$$\begin{array}{r} 1 \\ + 0 \\ \hline \end{array}$$

$$\begin{array}{r} 8 \\ + 1 \\ \hline \end{array}$$

$$\begin{array}{r} 7 \\ + 2 \\ \hline \end{array}$$

$$\begin{array}{r} 2 \\ + 6 \\ \hline \end{array}$$

$$\begin{array}{r} 9 \\ + 0 \\ \hline \end{array}$$

$$\begin{array}{r} 4 \\ + 1 \\ \hline \end{array}$$

$$\begin{array}{r} 2 \\ + 4 \\ \hline \end{array}$$

$$\begin{array}{r} 4 \\ + 4 \\ \hline \end{array}$$

$$\begin{array}{r} 4 \\ + 3 \\ \hline \end{array}$$

$$\begin{array}{r} 2 \\ + 2 \\ \hline \end{array}$$

$$\begin{array}{r} 1 \\ + 6 \\ \hline \end{array}$$

$$\begin{array}{r} 6 \\ + 3 \\ \hline \end{array}$$

$$\begin{array}{r} 7 \\ + 2 \\ \hline \end{array}$$

$$\begin{array}{r} 9 \\ + 1 \\ \hline \end{array}$$

$$\begin{array}{r} 4 \\ + 4 \\ \hline \end{array}$$

$$\begin{array}{r} 5 \\ + 2 \\ \hline \end{array}$$

$$\begin{array}{r} 8 \\ + 0 \\ \hline \end{array}$$

$$\begin{array}{r} 3 \\ + 3 \\ \hline \end{array}$$

$$\begin{array}{r} 1 \\ + 6 \\ \hline \end{array}$$

$$\begin{array}{r} 4 \\ + 6 \\ \hline \end{array}$$



Addition



Let's add the numbers!

$$\begin{array}{r} 1 \\ +0 \\ \hline \end{array}$$

$$\begin{array}{r} 7 \\ +1 \\ \hline \end{array}$$

$$\begin{array}{r} 4 \\ +7 \\ \hline \end{array}$$

$$\begin{array}{r} 2 \\ +8 \\ \hline \end{array}$$

$$\begin{array}{r} 5 \\ +0 \\ \hline \end{array}$$

$$\begin{array}{r} 0 \\ +0 \\ \hline \end{array}$$

$$\begin{array}{r} 8 \\ +8 \\ \hline \end{array}$$

$$\begin{array}{r} 5 \\ +2 \\ \hline \end{array}$$

$$\begin{array}{r} 5 \\ +5 \\ \hline \end{array}$$

$$\begin{array}{r} 3 \\ +3 \\ \hline \end{array}$$

$$\begin{array}{r} 5 \\ +7 \\ \hline \end{array}$$

$$\begin{array}{r} 7 \\ +2 \\ \hline \end{array}$$

$$\begin{array}{r} 5 \\ +4 \\ \hline \end{array}$$



$$\begin{array}{r} 2 \\ +8 \\ \hline \end{array}$$

$$\begin{array}{r} 4 \\ +4 \\ \hline \end{array}$$

$$\begin{array}{r} 9 \\ +2 \\ \hline \end{array}$$

Addition

 $+$  $=$

 $+$  $=$

 $+$  $=$

 $+$  $=$

 $+$  $=$





Name _____

Date _____



MONEY PROBLEMS SHEET 1A

Captain is having a yard sale of some of his toys.

soft toy cat	basketball	toy car	tractor
			
3¢	8¢	5¢	10¢

- 1) Which toy is the cheapest? _____
- 2) Which toy is the most expensive? _____
- 3) How much does the cat and basketball cost? _____
- 4) How much does the tractor and car cost? _____
- 5) Which two toys could I buy for exactly 13¢?

6) Frazer has the coins below. Tick the toys he could buy.



cat	<input type="checkbox"/>
basketball	<input type="checkbox"/>
car	<input type="checkbox"/>
tractor	<input type="checkbox"/>

7) Sally buys the cat. She pays with a nickel.

How much money will she have left? _____

Computer

Computer Parts

DIRECTIONS: Cut and paste to label the computer parts.



printer

keyboard



monifor

CPU

mouse

Color the keyboard using the guide below.

1. Color all the letter keys purple.
2. Color all the number keys blue.
3. Color the backspace key yellow.
4. Color the enter key green.
5. Color the shift keys orange.
6. Color the space bar key red.



SCIENCE PROJECT

Topic: NaturalMaterial and Man made material

For Roll no 1 to 6

Topic: Reduce, Reuse, Recycle 

Make useful things from waste materials

For Roll no 7 to 13

MATH PROJECT

Topic: Addition & Subtraction Wheel 

For Roll no 14 to 20

Topic: 1. Shape Box Model 

Make a 3D model using cardboard showing shapes

For Roll no 21 to 26

Wishing you a fantastic summer vacation! Enjoy every moment, make great memories, but also remember to study well along the way.