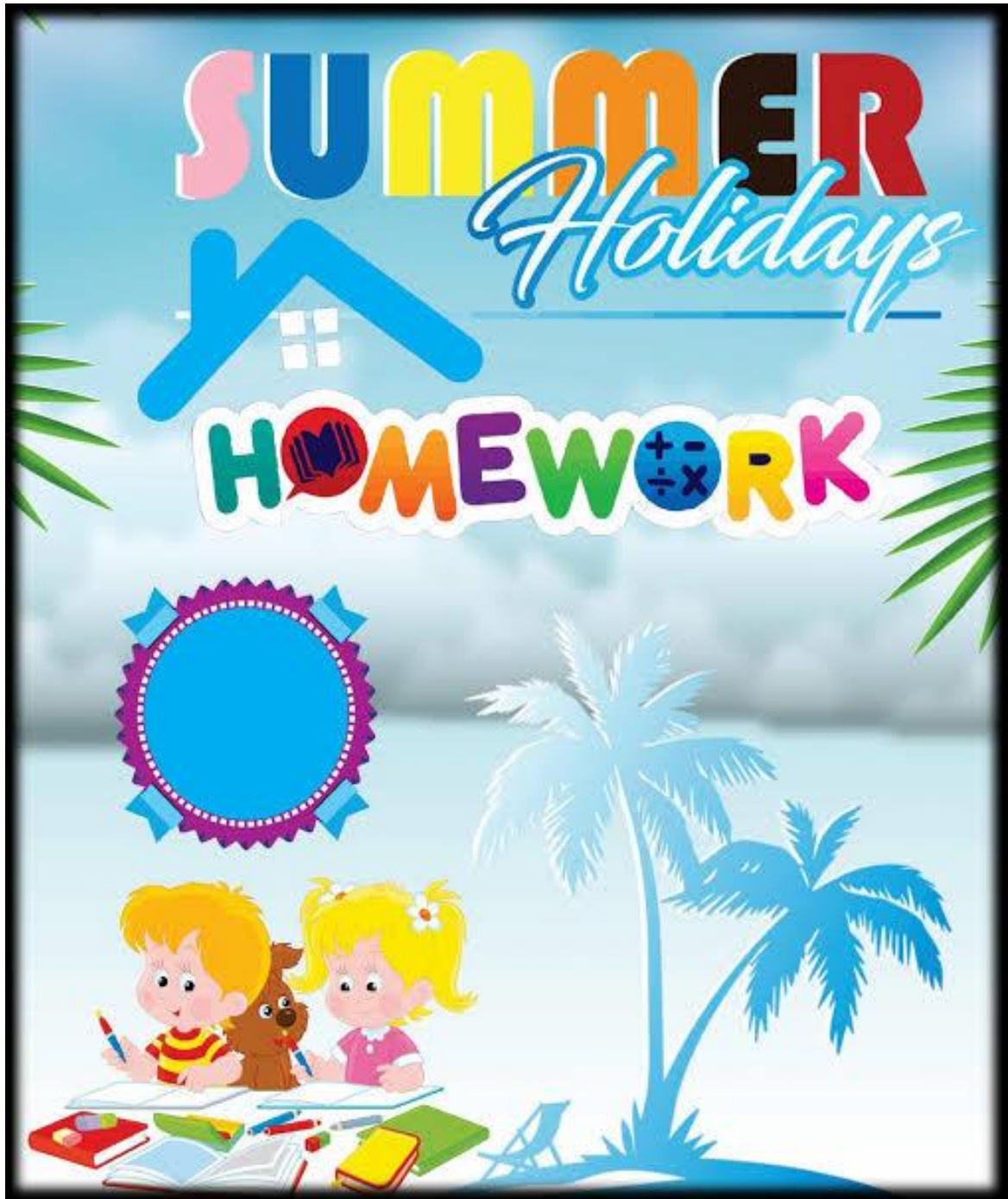




British International School





Dear Parents,

Vacations are a welcome break ... Break from fixed schedules, rules and regulations of the school. Freedom brings more responsibility, so keeping this in mind, we have planned most of the activities to keep our children engaged and also help them in channelizing their energy. Kindly help and guide your child in completing his/her work and also exploring his /her creative self.

Keep the given homework in a folder with clearly mentioning the name, class and section of your ward. It would be wonderful if the children themselves decorate the folder with their tiny hands.

#### **HOW INDEPENDENT CAN I BECOME?**

Make your child more independent by teaching him or her various activities like :-

- Buttoning and unbuttoning the shirt
- Laying the table
- Folding mats and clothes
- Arranging their toy shelf
- Learning to tie knots
- Reading a story
- Sorting and pairing household items.
- Peeling boiled potatoes

**Happy Summer Holidays!**

(Note- Do share your ward's pictures and videos with us while doing the above mentioned activities.)



2.



*E. V. S*



E.V.S




**ALL ABOUT ME**



My Name is:

This is a Picture of Me

I am \_\_\_\_\_ years old 

My Birthday is:



My Favorite Color is:

\_\_\_\_\_



I love to eat:

\_\_\_\_\_



My Favorite Activities:



\_\_\_\_\_  
\_\_\_\_\_  
\_\_\_\_\_  
\_\_\_\_\_

# SEASONS

Connect the seasons with wearable.



WINTER



RAINY



SUMMER



SPRING



# It is summer.

What do you eat and wear in the summer season. Color them.



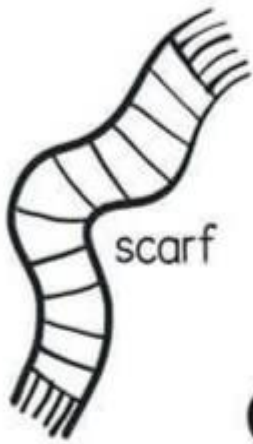

wool hat



swim suit



sun-glasses



scarf



hot tea





















ice cream



flip-flops

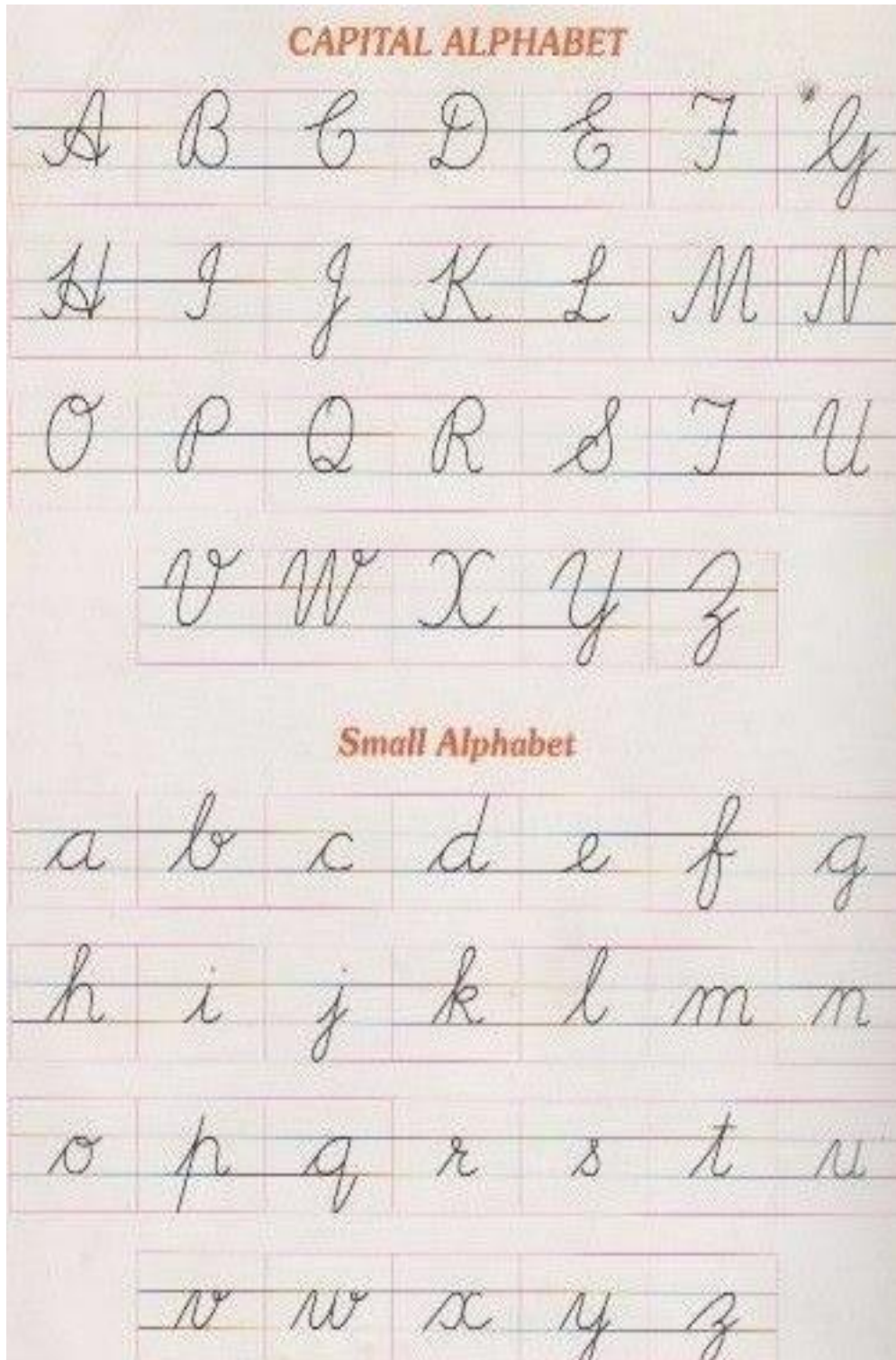
Which students behave as good students and which ones aren't?  
Color the smiley face for Yes or the sad face for No.

# ENGLISH












**Give your word practice of uppercase and lowercase everyday in cursive.**



Colour the balloons that have vowels in them.



Write the beginning sound of each word:-

		
a t	e n	o g
		
i p	o t	a t
		
a p	e t	u g

# ACTIVITY TIME

Draw a line to match the objects which go together.




# MATHS





# Counting Back From 20

Count backwards from 20 to fill in the missing numbers of the series.




# Activity Time

Count and write the numbers in the space given.

The worksheet contains six dice arranged in a 3x2 grid. Each die is a different color and shows a specific number of dots. To the right of each die is an empty yellow box for writing the number. The background is a map with various numbers scattered across it.

Die Color	Number of Dots	Answer Box
Blue	4	
Orange	2	
Pink	3	
Purple	1	
Green	4	
Yellow	6	




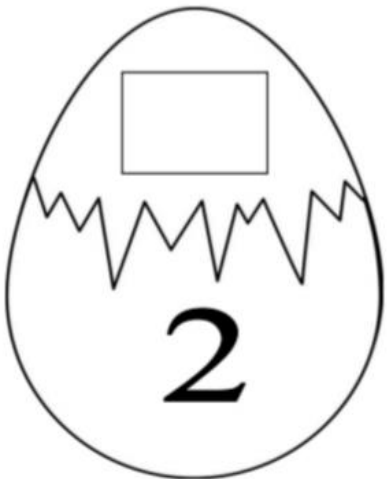

Count & Write



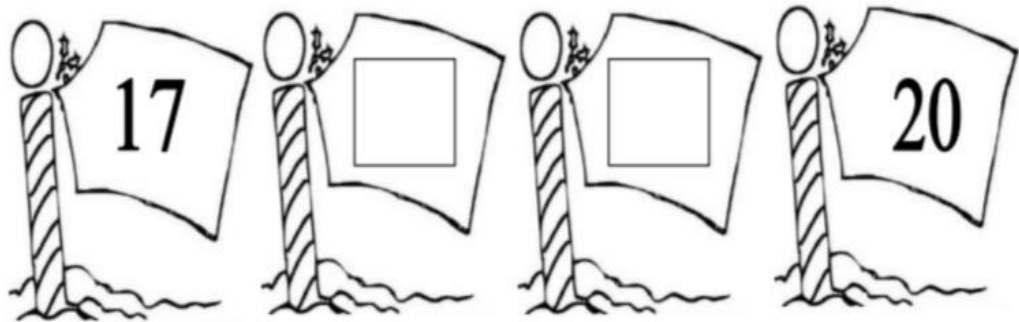


What comes after



What comes before



What comes between





# Holiday Homework Of Hindi

1 स्वर – खाली स्थान में सही वर्ण भरो –


— आ, — ई, — ऊ, — ऐ — औ — अ — ।

2 व्यंजन – खाली स्थान में चित्र देखकर सही वर्ण भरो

	क	—	ग	—	ङ	
	—	छ	—	झ	ञ	
	—	ठ	ड	—	ण	
	त	थ	—	ध	—	
	प	—	ब	भ	—	
	य	र	—	—		
	श	—	स	—		



चित्र के सही अक्षर पर गोला लगाओ

	च ख क
	ज ख ग
	क र घ
	ग क घ

# बिना मात्रा के शब्द

२ अक्षर वाले रिक्त स्थान भरें



न\_\_



फ\_\_



ज\_\_



घ\_\_



ब\_\_



ए\_\_



ख\_\_



र\_\_



ह\_\_

# बिना मात्रा के शब्द

३ अक्षर वाले रिक्त स्थान भरें



# बिना मात्रा के शब्द

५ अक्षर वाले रिक्त स्थान भरें



HINDI

चित्र देखकर शब्द पूरे कीजिए



घ

र



र



फ

श

त



ल



त



अ


ग



ह

# Activity Time

Join the dots and colour:-



## WORLD ENVIRONMENT DAY (5<sup>th</sup> JUNE)



*“ Planting trees is the best day of spreading love,prosperity and harmony”.  
Let us all work together to take care of mother earth with lots of love.*

**Let us plant a tree and kindly share pictures with me.**

## FATHER'S DAY ACTIVITY ( 18<sup>th</sup> June)



To the world,  
**you are  
a dad.**  
But to  
our family,  
**you  
are the  
world.**

**On the occasion of Father's Day make a trophy for your father as a token of love and respect and share pictures with your father.**

*INTERNATIONAL YOGA DAY (21<sup>ST</sup> JUNE)*



**Share your pictures with me by  
doing different yoga poses.**

**Dear parents**

**Kindly make sure your child practices reading in Hindi everyday at home. Regular reading practice helps to improve pronunciation, confidence and fluency. Please encourage your child to read for atleast, 15-20 minutes daily.**

**A story telling competition will be held in the school after the vacations.**

**Students are encouraged to prepare a short story with proper expressions,, confidence, props etc. Kindly help your child practice at home. Further details regarding the date will be shared after the vacations.**



