



SUMMER HOLIDAY

HOMework

★ EXPLORE • LEARN • GROW ★

CLASS: **Junior .KG**

Name: _____

Class: _____

Section: _____

Academic Year: _____



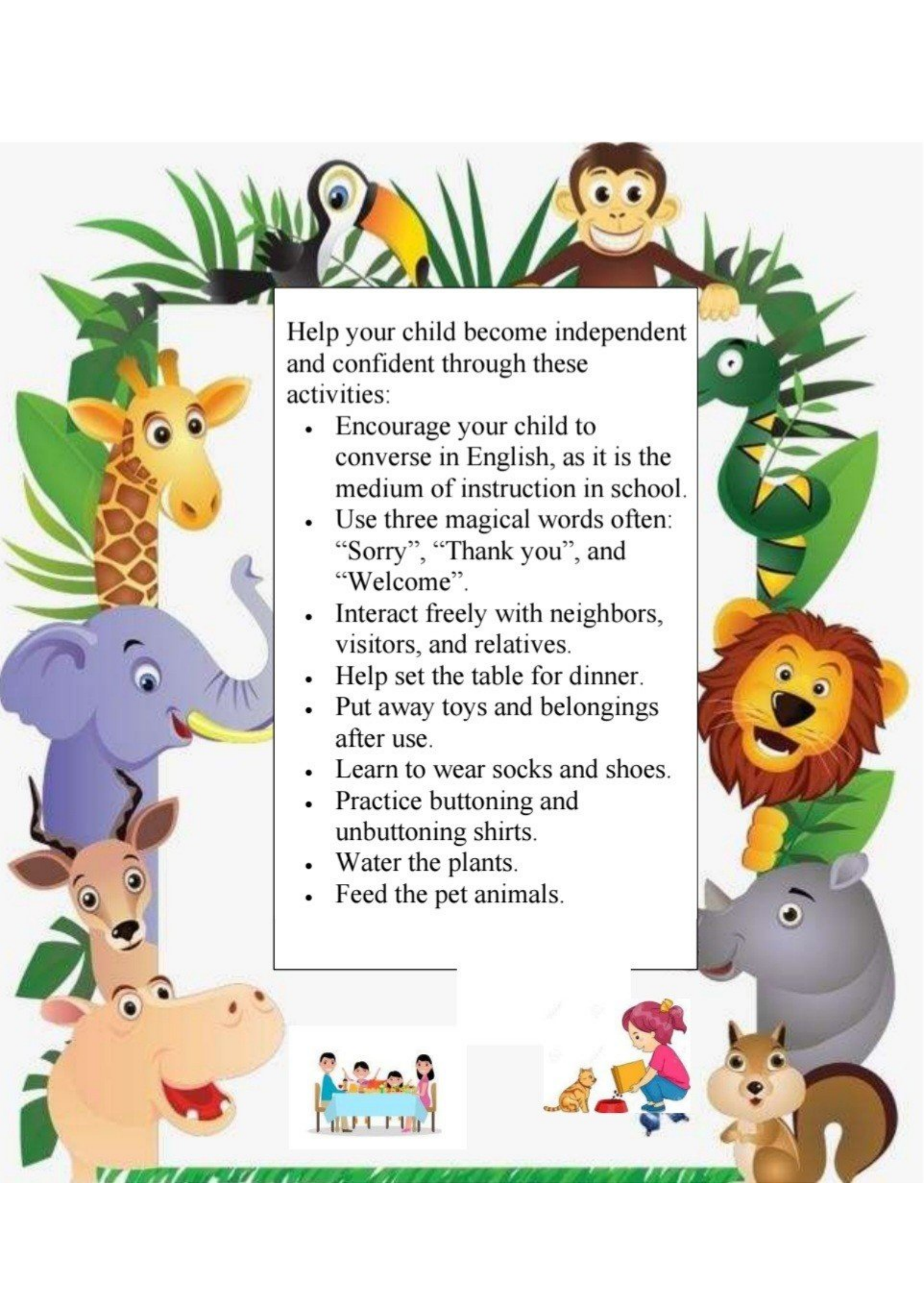
CREATIVE SUMMER VACATION ASSIGNMENT SESSION (2026-27) CLASS - JUNIOR.KG

Dear parents

We wish you and your child a very happy summer holidays. It's time to enjoy and create a bond with family friends and relatives. To utilise this time in the most constructive way we have prepared summer fun activities for our tiny tots on the principle of "learning by doing" for his/ her holistic development.



Note:- Holidays homework must be effort of the child. Parents must act as guides and facilitators but not the substitute to do the work .



Help your child become independent and confident through these activities:

- Encourage your child to converse in English, as it is the medium of instruction in school.
- Use three magical words often: “Sorry”, “Thank you”, and “Welcome”.
- Interact freely with neighbors, visitors, and relatives.
- Help set the table for dinner.
- Put away toys and belongings after use.
- Learn to wear socks and shoes.
- Practice buttoning and unbuttoning shirts.
- Water the plants.
- Feed the pet animals.



Nature Walk



Take your child for a morning walk everyday. Ask him /her to observe the surroundings. Play games with your ward in the park. Ask him to state what he/she has observed in simple sentences. Encourage your child to understand the value of health and fitness

World Environment Day (5 june) 🌍🌱



On the special day of World Environment Day, kindly help your child complete the following activity at home:

- 🌱 Activity: Plant a small sapling or seed with your child.
- 📷 Kindly click a picture of your child doing the activity and send it to the class teacher.

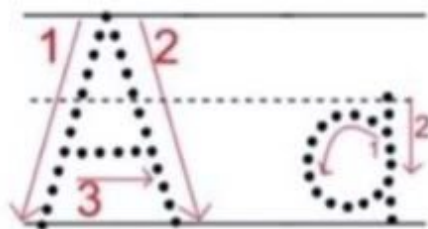


Name

Date

Trace the letters

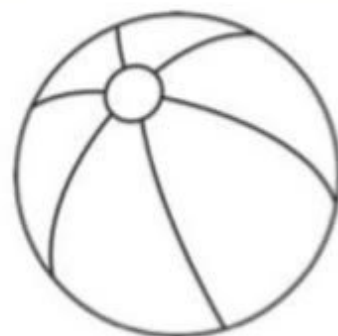
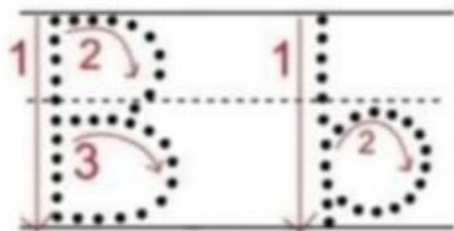
Aa



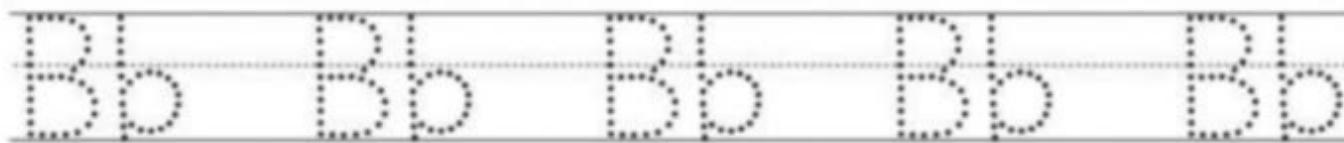
Apple



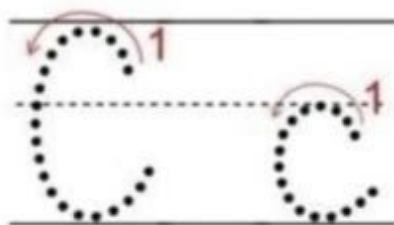
Bb




Ball



Cc



Cake

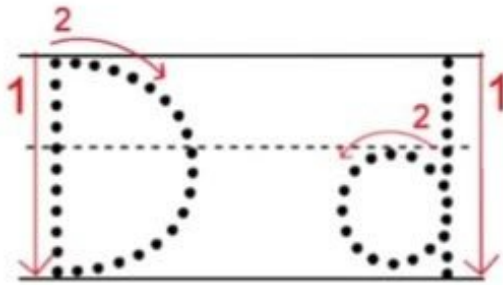


Name.....

Date

Trace the Alphabet


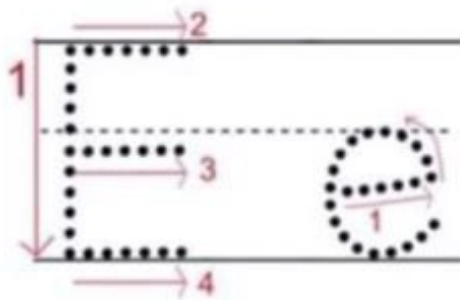
Dd



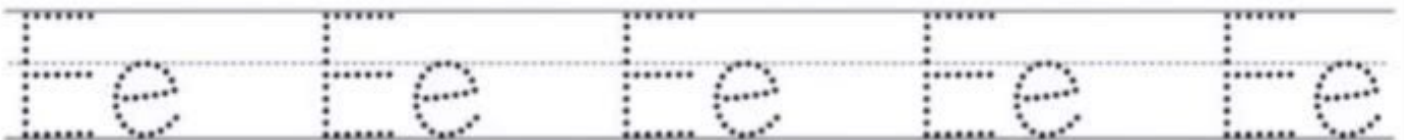
Duck




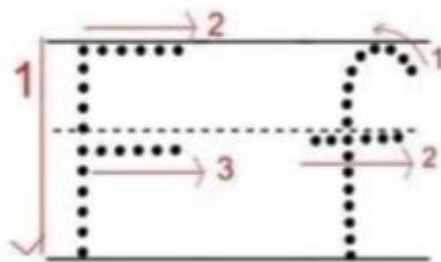
Ee



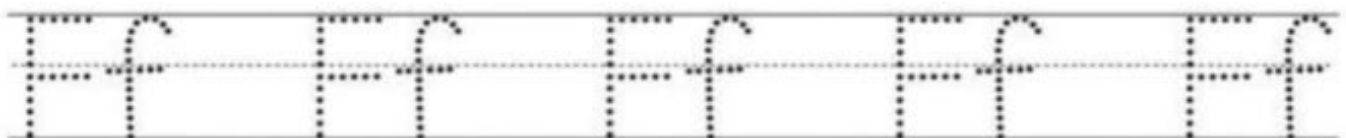
Elephant



Ff




Fish



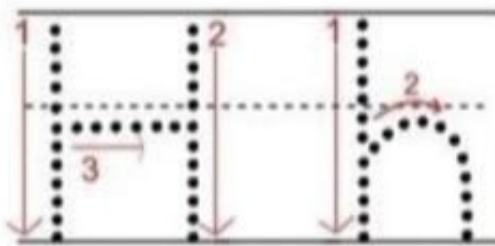
Name.....

Date.....

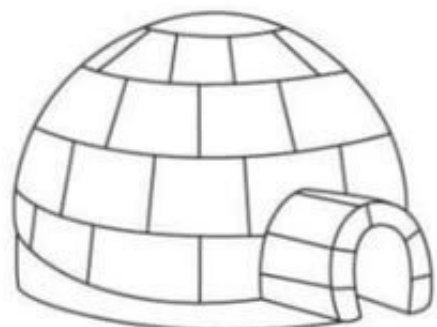
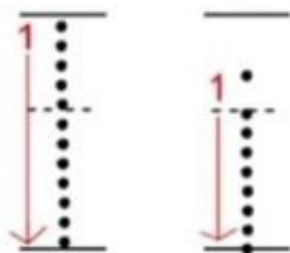
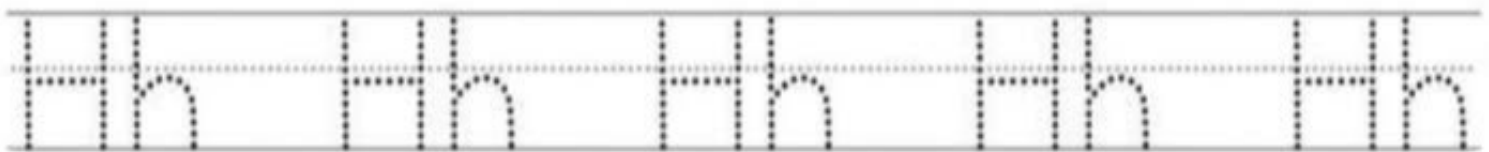
Trace the Alphabet



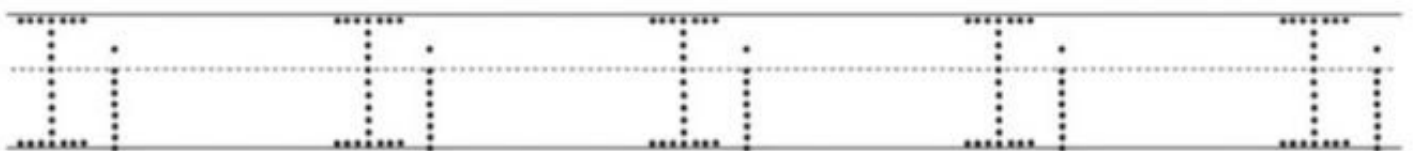
Grapes



House



Igloo



MATCH THE LETTERS

Draw lines to match the capital letters to the lower case letters.

A ●

B ●

C ●

E ●

D ●

F ●

G ●

H ●

I ●

● h

● g

● i

● f

● d


● a

● c

● e

● b

Write the missing letter.



___pple




___us



___andy



___og



___gg



___rog



___irl



___at



___ce



___nt



चित्र देखकर पहला अक्षर लिखो:-



Blank handwriting practice box with three horizontal lines (top, middle, bottom).



Blank handwriting practice box with three horizontal lines (top, middle, bottom).



Blank handwriting practice box with three horizontal lines (top, middle, bottom).



Blank handwriting practice box with three horizontal lines (top, middle, bottom).



Blank handwriting practice box with three horizontal lines (top, middle, bottom).



Blank handwriting practice box with three horizontal lines (top, middle, bottom).



Blank handwriting practice box with three horizontal lines (top, middle, bottom).



Blank handwriting practice box with three horizontal lines (top, middle, bottom).



Blank handwriting practice box with three horizontal lines (top, middle, bottom).

अः

Blank handwriting practice box with three horizontal lines (top, middle, bottom).



Blank handwriting practice box with three horizontal lines (top, middle, bottom).



Blank handwriting practice box with three horizontal lines (top, middle, bottom).



Blank handwriting practice box with three horizontal lines (top, middle, bottom).

चित्र देखकर पहला अक्षर लिखो:-



Blank writing lines for the first word.



Blank writing lines for the second word.



Blank writing lines for the third word.

















इं

Blank writing lines for the first word.



Blank writing lines for the second word.

चित्र पहचान कर सही अक्षर लिखे

अक्षर का अभ्यास

क

क क क क क क क क

ख

ख ख ख ख ख ख ख ख

ग

ग ग ग ग ग ग ग ग

घ

घ घ घ घ घ घ घ घ

ङ

ङ ङ ङ ङ ङ ङ ङ ङ

च

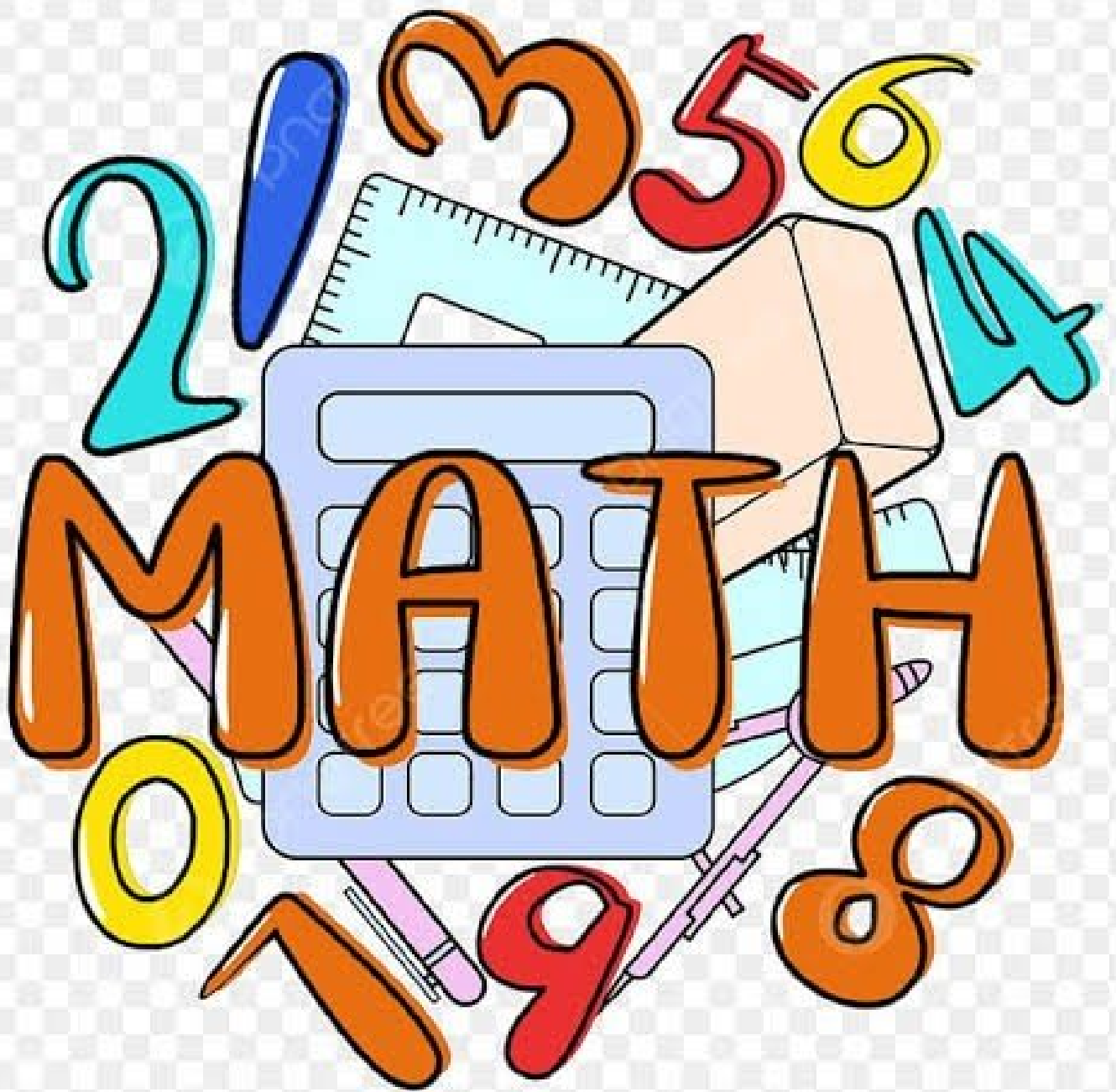
च च च च च च च च

छ

छ छ छ छ छ छ छ छ

ज

ज ज ज ज ज ज ज ज





Missing Numbers 1-30

1			4	5	
7	8				12
		15	16		
	20			23	
		27	28		

Sort and Count.

Check below pictures. Sort them in mind. Then write them at the bottom.




How Many?




COUNT TO 20


Count and tick the correct option.



14 16 12




16 18 20




20 18 19




13 11 15




8 10 6



9 12 8



4 7 5




12 16 18



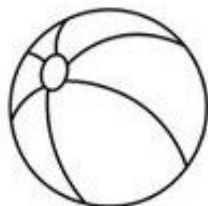
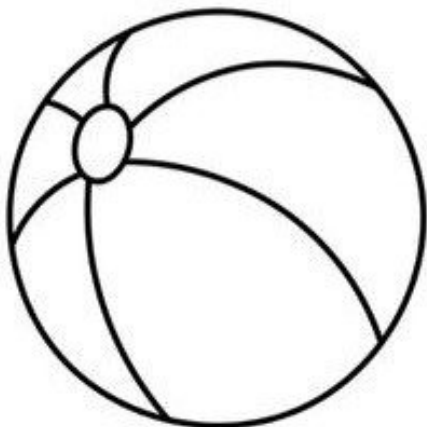
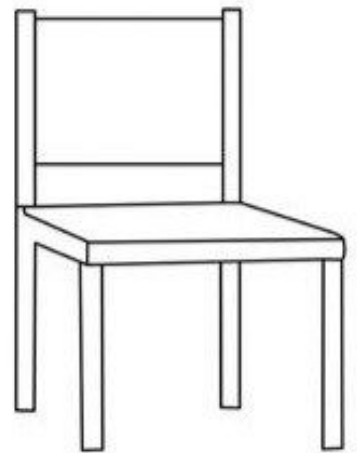
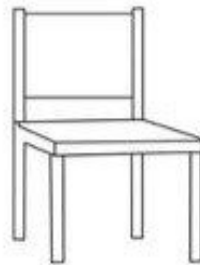


20 17 15

Big or Small?

Color the small object pink and big object yellow.






@gungunduz






Match the Color

Match the fruit with the same color.



Look and Match – 5 Senses Organs



INTRODUCE YOURSELF:

MY NAME IS _____

I AM _____ YEARS OLD


I AM A:

BOY

GIRL



MY FAVORITE COLOR IS:



Colour the picture of the family



YOGA DAY (21th june)

Yoga Day is the perfect opportunity to have fun while getting healthy.

So, on Yoga Day, let's celebrate by moving, stretching, and breathing together. Enjoy exploring and expressing yourself through yoga!

Try out some playful animal poses like the cat, cow, cobra, horse to add an extra layer of fun to your practice.

Parents are requested to join their kids and click pictures having fun while getting healthy and share a photo with the class teacher.

YOGA DAY

Be part of the culture that India has given to the world. Do some easy exercises associated with nature.



1. 3D Family Tree



Make a family tree

Materials Required:

1. Branch of a tree
2. Photographs of family members
3. Cutouts of dark and light green leaves.

Paste a cutout of a tree on an A3 size sheet or fix a branch of the tree on the cardboard base. Paste the leaves and then add the photos to make a 3D family tree/ paste the picture of family members on the branches.

The family tree is ready!

Watermelon Fan Craft




Watermelon Fan Craft

Materials: Paper plate, colors, ice cream stick

Activity: Color like a watermelon slice and paste a stick to make a fan.

FATHER'S DAY (21th June)



ACTIVITY 1- Healthy Bowl

Summers are here and to beat the heat of this scorching sun take your mother's help and make a dish of yummy fruit salad for your father to give him a special surprise on Father's Day.

(UNDER THE STRICT SUPERVISION OF YOUR MOTHER/GRANDMOTHER)

Method:

1. Take finely chopped fruits of your choice like banana, pineapple, watermelon, mango, apple, grapes & pomegranate,
2. Add 2 teaspoons of lemon juice, 1 Tablespoon of crushed sugar and a pinch of chaat masala.
3. Share the Salad with your Father wishing him a 'Happy Father's Day!'

Click pictures while making and serving the fruit bowl to your father and send it to your class teacher.



